
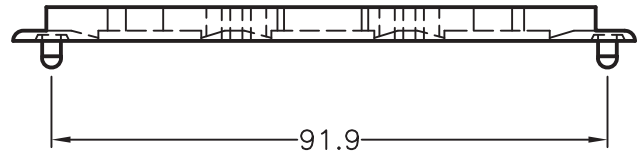
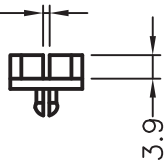


MOUNTING HOLES
CHASSIS THICKNESS: 1.6~2.2



P.C.B THICKNESS:
1.2~2.3mm



注意事項:D

所有尺寸量測皆不含進膠口, 膠口凸出0.3mm之內.